

# Model 100L Specifications and Dimensions

## STANDARD FEATURES:

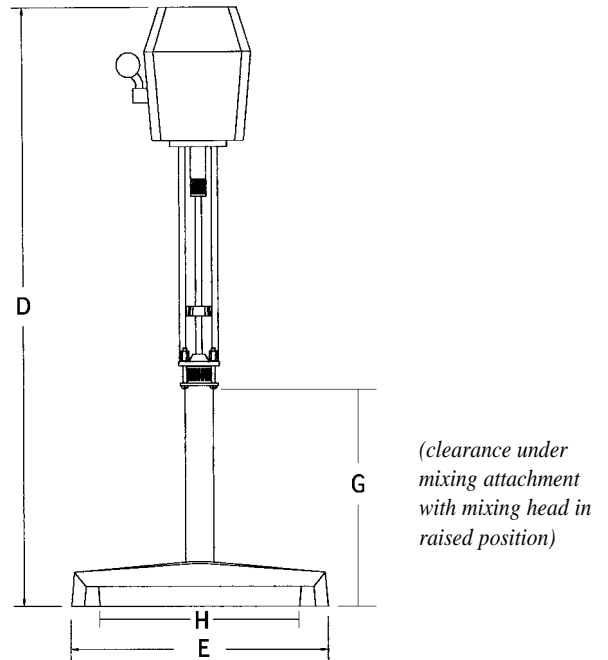
- 1/2 HP, 115 volt, 50/60 Hz, single phase motor (supplied with cord and plug).
- Variable speed control from 1-10,000 rpm.
- Type 316 stainless steel wetted parts.
- Sturdy frame for bench mounting.
- All non-stainless steel external surfaces coated with a white two part epoxy paint.
- Easy to completely disassemble and clean with simple hand tools.

## AVAILABLE MIXING ATTACHMENTS\*:

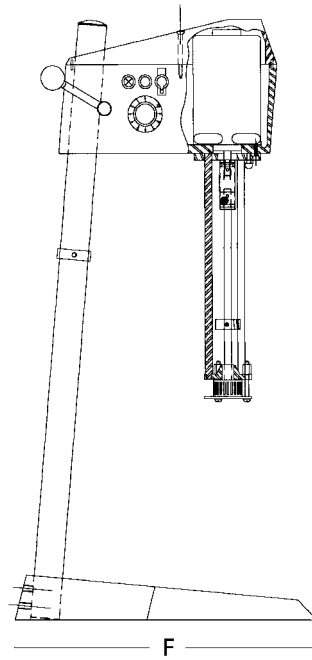
- **L Attachment:** High Shear Rotor/Stator attachment complete with disintegrating, slotted, fine screen and axial flow stator heads. Attachment is equipped with a glass filled Teflon bushing.
- **DL Attachment:** High speed disperser or propeller mixer attachment.
- **ML Attachment:** High Shear Micro Rotor/Stator attachment for batches between 50 and 500 ml.

## AVAILABLE OPTIONS:

- Down-thrust propeller for standard rotor/stator attachment.
- Bronze or solid Teflon bushings or Stellite bushing and shaft (for abrasive applications) for standard Rotor/Stator attachment.
- 80 mesh fine screen stator head for standard Rotor/Stator attachment.
- Vessel/Beaker clamp attachment.



(L Attachment Shown)



Model Series 100	HP	RPM	D		E		F		G		G		G		H		Capacity (water)		Weight	
			O.A. Height	O.A. Width	O.A. Length	(L attachment)	(DL attachment)	(ML attachment)	Distance between feet	Gal.	Ltr.	Lbs.	Kgs.							
100L	1/2	0 to 10,000	24	610	13.25	336	15 7/8	403	11 1/8	282.6	11 3/8	288.9	9 3/4	247.7	11	279.4	0.3-4	1.1-15	35	16

\* See back of this sheet for dimensions of attachments.

HSM L SS-00



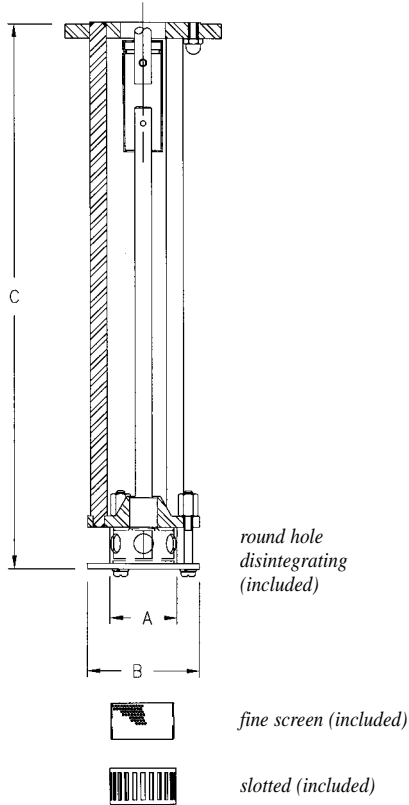
**CHARLES ROSS & SON COMPANY**

P.O. Box 12308, 710 Old Willets Path, Hauppauge, NY 11788 • Fax: 1-631-234-0691 • Tel: 1-631-234-0500

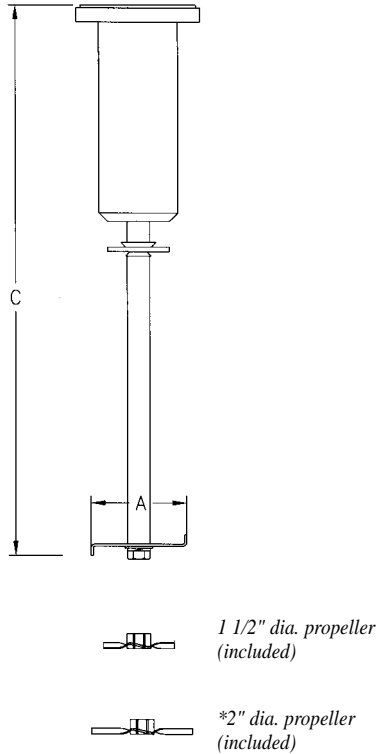
Website: [www.mixers.com](http://www.mixers.com) • Email: [sales@mixers.com](mailto:sales@mixers.com)

# Model 100L Attachments

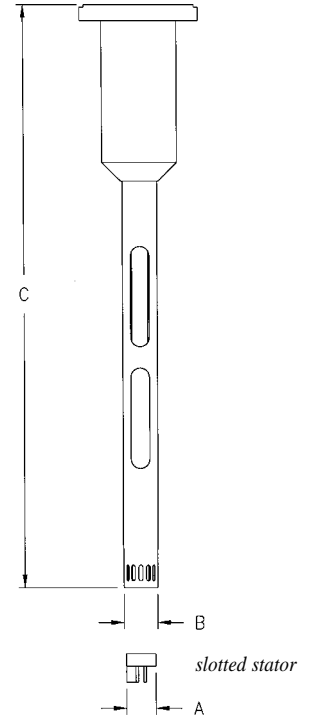
**L Attachment  
(standard rotor/stator)**



**DL Attachment  
(high speed disperser)**



**ML Attachment  
(micro rotor/stator)**



Attachment	A Rotor Diameter		B Lower Flange		C Shaft Length	
	inches	mm	inches	mm	inches	mm
L	1 3/8	34.9	2 1/2	63.5	12 5/16	312.7
DL	2*	50.8	N/A	N/A	12 1/16	306.4
ML	0.69	17.5	0.79	20.0	13 5/8	346.1

\* A 2" disperser blade is supplied with this attachment. Consult factory for information on other available sizes.



**CHARLES ROSS & SON COMPANY**

P.O. Box 12308, 710 Old Willets Path, Hauppauge, NY 11788 • Fax: 1-631-234-0691 • Tel: 1-631-234-0500

Website: [www.mixers.com](http://www.mixers.com) • Email: [sales@mixers.com](mailto:sales@mixers.com)