

Model 100LC Specifications and Dimensions

STANDARD FEATURES:

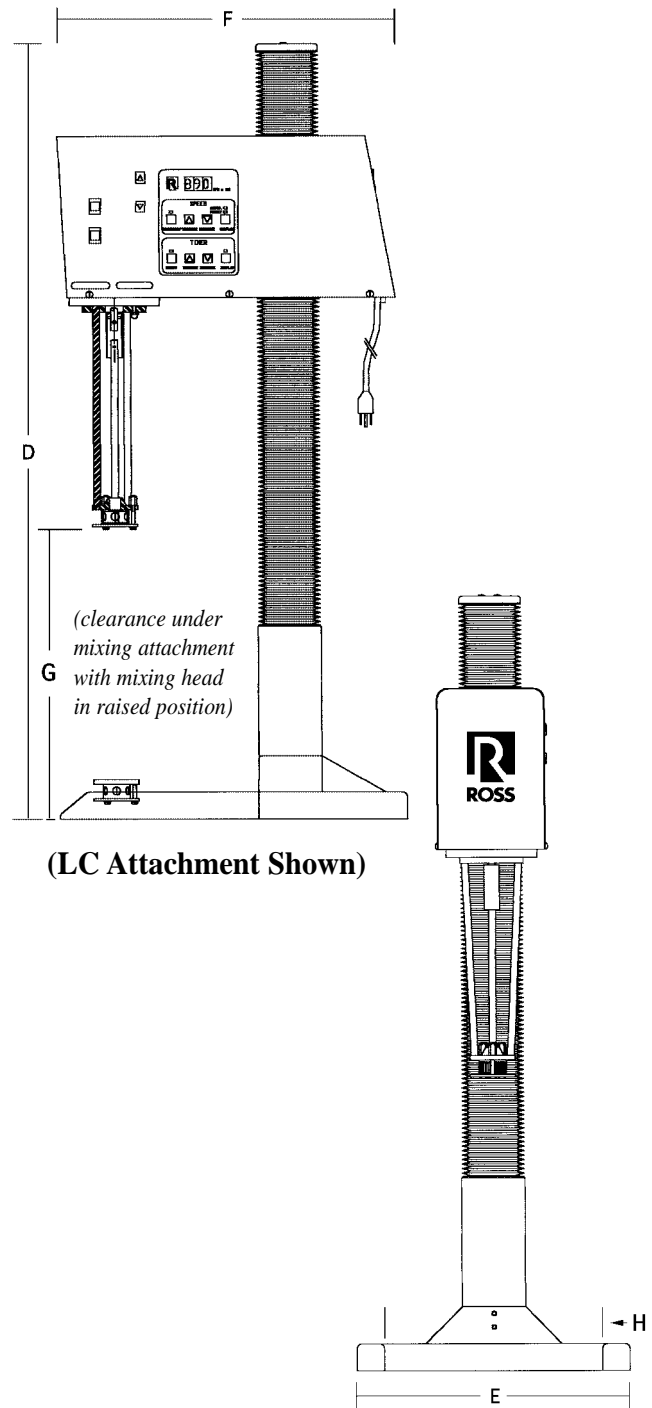
- 1HP, 115 volt, 60 Hz, single phase motor (supplied with cord and plug).
- Variable speed control from 500-10,000 rpm.
- Digital electronic controls with built-in speed, power, and timer control and readouts.
- Power lift mechanism with push-button raise and lower controls.
- Type 316 stainless steel wetted parts.
- Sturdy frame for bench mounting.
- All non-stainless steel external surfaces coated with a white two part epoxy paint.
- Easy to completely disassemble and clean with simple hand tools.

AVAILABLE MIXING ATTACHMENTS*:

- **LC Attachment:** High Shear Rotor/Stator attachment complete with disintegrating, slotted, fine screen and axial flow stator heads. Attachment is equipped with a glass filled Teflon bushing.
- **ILC Attachment:** Inline attachment complete with disintegrating, slotted, fine screen and axial flow stator heads.
- **DLC Attachment:** High speed disperser or propeller mixer attachment.
- **MLC Attachment:** High Shear Micro Rotor/Stator attachment for batches between 50 and 500 ml.

AVAILABLE OPTIONS:

- Down-thrust propeller for standard rotor/stator attachment.
- Bronze or solid Teflon bushings or Stellite bushing and shaft (for abrasive applications) for standard Rotor/Stator attachment.
- 80 mesh fine screen stator head for standard Rotor/Stator attachment.
- Temperature probe with beaker clip. Temperature is displayed on the machine's built in digital readout.
- RossLinx data acquisition system for use in acquiring mixing parameter data from the ME-100LC.
- Vessel/Beaker clamp attachment.
- Motors for use on 220 volts or 50 Hz. are available.



Model Series 100	HP	RPM	D O.A. Height		E O.A. Width		F O.A. Length		G (LC attachment)		G (ILC attachment)		G (DLC attachment)		G (MLC attachment)		H Distance between feet		Capacity (water)		Weight	
			"	mm	"	mm	"	mm	"	mm	"	mm	"	mm	"	mm	"	mm	"	mm	Gal.	Ltr.
100LC	1	500 to 10,000	43 1/4	1100	60	27	19 1/8	485	16 1/4	412.8	19 3/4	501.7	16 15/16	430.2	15 15/16	388.9	12	304.8	0.3-4	1.1-15	60	27

* See back of this sheet for dimensions of attachments.

HSM LC SS-00



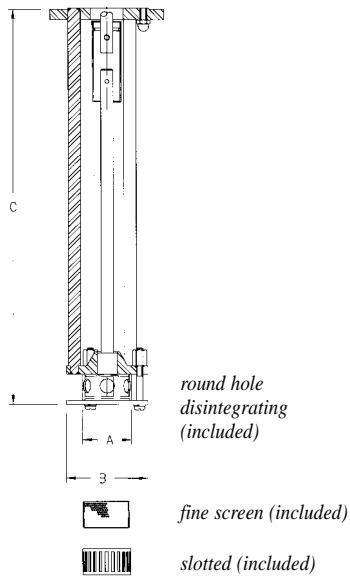
CHARLES ROSS & SON COMPANY

P.O. Box 12308, 710 Old Willets Path, Hauppauge, NY 11788 • Fax: 1-631-234-0691 • Tel: 1-631-234-0500

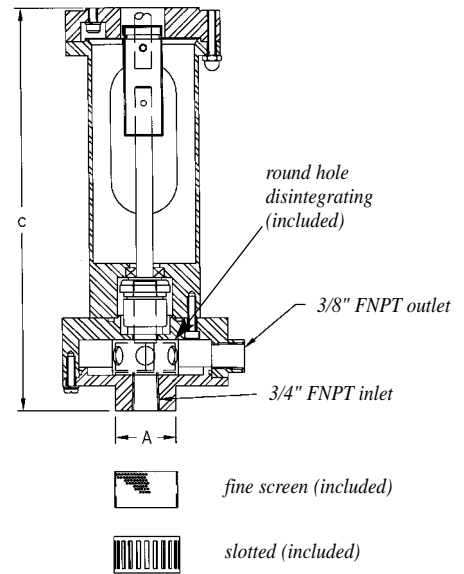
Website: www.mixers.com • Email: sales@mixers.com

Model 100LC Attachments

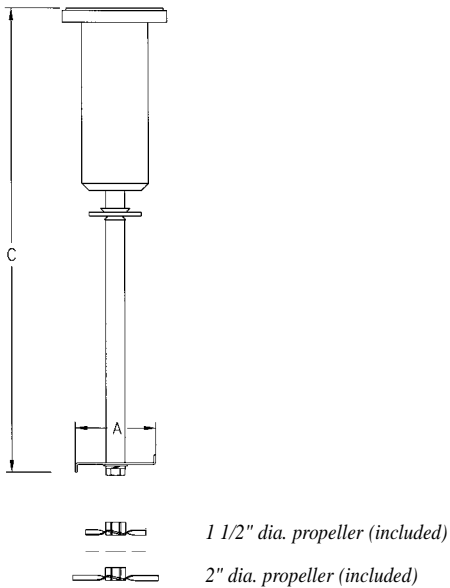
**LC Attachment
(standard rotor/stator)**



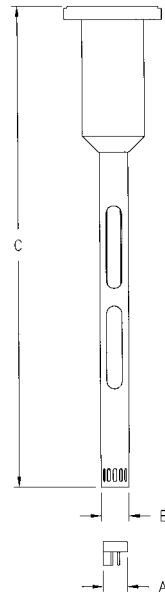
**ILC Attachment
(inline)**



**DLC Attachment
(high speed disperser)**



**MLC Attachment
(micro rotor/stator)**



Attachment	A Rotor Diameter		B Lower Flange		C Shaft Length	
	inches	mm	inches	mm	inches	mm
LC	1 3/8	34.9	2 1/2	63.5	12 5/16	312.7
ILC	1 3/8	34.9	N/A	N/A	9 3/16	233.4
DLC	2*	50.8	N/A	N/A	12 1/16	306.4
MLC	0.69	17.5	0.79	20.0	13 5/8	346.1

* A 2" disperser blade is supplied with this attachment. Consult factory for information on other available sizes.